

key

1. 2001 BC 1

An object moving along a curve in the xy -plane has position $(x(t), y(t))$ at time t with

$$\frac{dx}{dt} = \cos(t^3) \text{ and } \frac{dy}{dt} = 3 \sin(t^2)$$

for $0 \leq t \leq 3$. At time $t = 2$, the object is at position $(4, 5)$.

- (a) Write an equation for the line tangent to the curve at $(4, 5)$. (1 pt)
 (b) Find the speed of the object at time $t = 2$. (1 pt)
 (c) Find the total distance traveled by the object over the time interval $0 \leq t \leq 1$. (3 pts)
 (d) Find the position of the object at time $t = 3$. (4 pts)

$$a) \frac{dy}{dx} = \frac{\frac{dy}{dt}}{\frac{dx}{dt}} \bigg|_{t=2} = \frac{3 \sin 4}{\cos 8} = 15.60417154$$

$$y - 5 = 15.604(x - 4)$$

$$b) \sqrt{(\cos 8)^2 + (3 \sin 4)^2} = 2.2750649$$

$$c) \int_0^1 \sqrt{\cos^2(t^3) + 9 \sin^2(t^2)} dt = 1.458322975$$

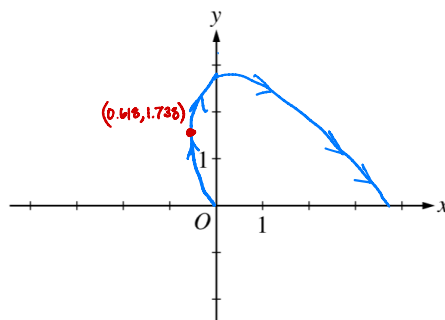
$$d) x(3) = 4 + \int_2^3 \cos t^3 dt = 3.953501901$$

$$y(3) = 5 + \int_2^3 3 \sin t^2 dt = 4.906358113$$

2. 1999 BC 1

1. A particle moves in the xy -plane so that its position at any time t , $0 \leq t \leq \pi$, is given by

$$x(t) = \frac{t^2}{2} - \ln(1+t) \text{ and } y(t) = 3 \sin t.$$

(a) Sketch the path of the particle in the xy -plane below. Indicate the direction of motion along the path. (2 pts)(b) At what time t , $0 \leq t \leq \pi$, does $x(t)$ attain its minimum value? What is the position $(x(t), y(t))$ of the particle at this time? (3 pts)(c) At what time t , $0 < t < \pi$, is the particle on the y -axis? Find the speed and the acceleration vector of the particle at this time. (4 pts)

$$\begin{aligned} b) \quad x'(t) &= t - \frac{1}{1+t} = 0 \\ t(1+t) - 1 &= 0 \\ t + t^2 - 1 &= 0 \\ t^2 + t + \frac{1}{4} &= 1 + \frac{1}{4} \\ (t + \frac{1}{2})^2 &= \frac{5}{4} \\ t + \frac{1}{2} &= \frac{\sqrt{5}}{2} \\ t &= -\frac{1}{2} + \frac{\sqrt{5}}{2} \approx 0.618 \\ y(0.618) &= 1.738 \\ y(t) &= 1.738 \end{aligned}$$

$$\begin{aligned} (c) \quad x(t) &= \frac{t^2}{2} - \ln(1+t) = 0 \\ \text{at } t &= 1.285 \text{ (or } t = 1.286) \end{aligned}$$

$$x'(t) = t - \frac{1}{1+t} \quad y'(t) = 3 \cos t$$

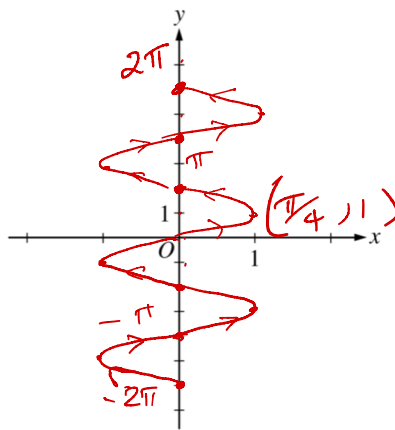
$$\text{speed} = \sqrt{[x'(1.285)]^2 + [y'(1.285)]^2} \approx 1.196$$

$$\begin{aligned} \text{acceleration} &\langle x''(1.286), y''(1.286) \rangle \\ &\langle 1.191, -2.879 \rangle \end{aligned}$$

3. 2002 BC 1 (Form B)

1. A particle moves in the xy -plane so that its position at any time t , for $-\pi \leq t \leq \pi$, is given by $x(t) = \sin(3t)$ and $y(t) = 2t$.

- (a) Sketch the path of the particle in the xy -plane provided. Indicate the direction of motion along the path.
(Note: Use the axes provided in the test booklet.) (2 pts)



- (b) Find the range of $x(t)$ and the range of $y(t)$. (2 pts)
(c) Find the smallest positive value of t for which the x -coordinate of the particle is a local maximum. What is the speed of the particle at this time? (3 pts)
(d) Is the distance traveled by the particle from $t = -\pi$ to $t = \pi$ greater than 5π ? Justify your answer. (2 pts)

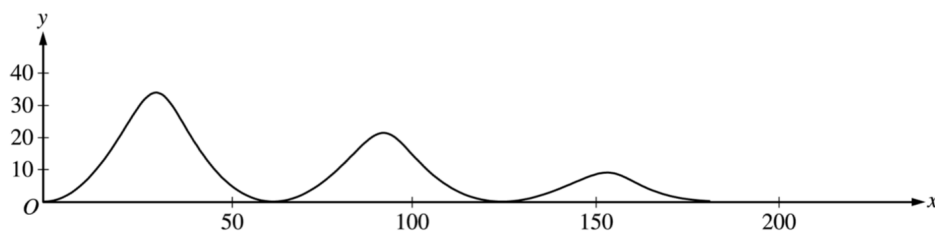
$$(b) \quad x \in [-1, 1] \\ y \in [-2\pi, 2\pi]$$

$$(c) \quad \frac{dx}{dt} = 3 \cos(3t) = 0 \\ 3t = \frac{\pi}{2}, \frac{3\pi}{2}, \text{etc} \\ \nwarrow \text{smallest pos} \\ t = \left(\frac{\pi}{6}\right), \frac{\pi}{2}, \frac{5\pi}{6}$$

$$\text{speed} = \sqrt{\left[x'\left(\frac{\pi}{6}\right)\right]^2 + \left[y'\left(\frac{\pi}{6}\right)\right]^2} \\ = \sqrt{(3 \cos \frac{\pi}{2})^2 + 2^2} = \sqrt{0 + 4} = 2$$

$$(d) \quad \int_{-\pi}^{\pi} \sqrt{(3 \cos 3t)^2 + 2^2} dt \approx 17.973 > 5\pi$$

4. 2003 BC 3



3. The figure above shows the path traveled by a roller coaster car over the time interval $0 \leq t \leq 18$ seconds. The position of the car at time t seconds can be modeled parametrically by

$$x(t) = 10t + 4 \sin t$$

$$y(t) = (20 - t)(1 - \cos t),$$

where x and y are measured in meters. The derivatives of these functions are given by

$$x'(t) = 10 + 4 \cos t$$

$$y'(t) = (20 - t) \sin t + \cos t - 1.$$

- (a) Find the slope of the path at time $t = 2$. Show the computations that lead to your answer. (1 pt)
 (b) Find the acceleration vector of the car at the time when the car's horizontal position is $x = 140$. (2 pts)
 (c) Find the time t at which the car is at its maximum height, and find the speed, in m/sec, of the car at this time. (3 pts)
 (d) For $0 < t < 18$, there are two times at which the car is at ground level ($y = 0$). Find these two times and write an expression that gives the average speed, in m/sec, of the car between these two times. Do not evaluate the expression. (3 pts)

$$(a) \left. \frac{dy}{dx} \right|_{t=2} = \frac{y'(t)}{x'(t)} \bigg|_{t=2} = \frac{(20-2)\sin 2 + \cos 2 - 1}{10 + 4\cos 2} = 1.794 \text{ m/sec}$$

$$(b) 140 = x(t) \\ 140 = 10t + 4\sin t \\ 140 - 10t - 4\sin t = 0 \\ \text{at } t = 13.64708271 \Rightarrow [A] \\ \langle x''(A), y''(A) \rangle = \langle -3.5291, 2.9903 \rangle \text{ (in m/sec}^2\text{)}$$

$$(c) y'(t) = 0 \text{ for first time } t = 3.02391584 \Rightarrow [B] \\ \text{speed} = \sqrt{[x'(B)]^2 + [y'(B)]^2} \approx 6.0276 \text{ m/sec}$$

$$(d) y(t) = 0 \text{ on } (0, 18)$$

when $t = 2\pi$ sec. and $t = 4\pi$ seconds
 the value is speed, using average value

$$\frac{1}{b-a} \int_a^b f(t) dt \\ \frac{1}{4\pi - 2\pi} \int_{2\pi}^{4\pi} \sqrt{[x'(t)]^2 + [y'(t)]^2} dt$$